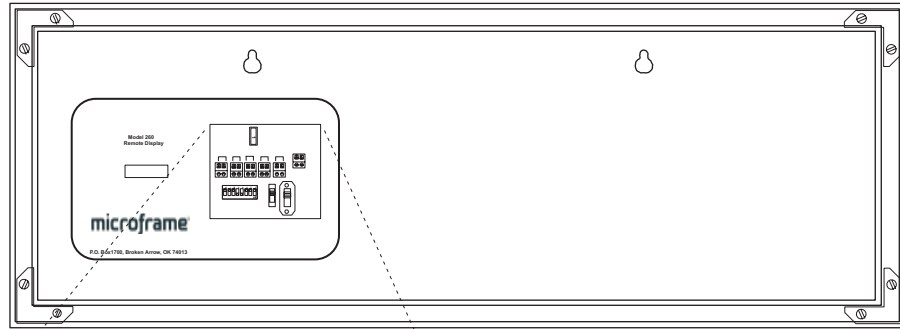
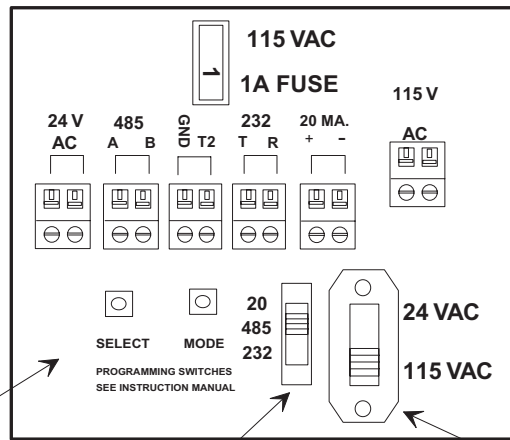


RS/232 CONNECTION FOR : 230, 240, 260



A0260 DISPLAY



Communication and power connections.

Option Selection Switch

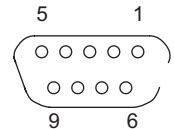
232, 485, 20ma Mode Switch

Input Power

Select Switch

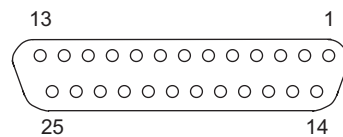
RS-232C CONNECTIONS FOR 9-PIN D-Sub

- PIN
- 1
 - 2
 - 3 T X (Transmit Data)
 - 4
 - 5 GND (Signal Ground)
 - 6
 - 7
 - 8
 - 9



RS-232C CONNECTIONS FOR 25-PIN D-Sub

- PIN
- 1
 - 2 T X (Transmit Data)
 - 3
 - 4
 - 5
 - 6
 - 7 GND (Signal Ground)
 - ...
 - 25



2X0\PX19705.ai